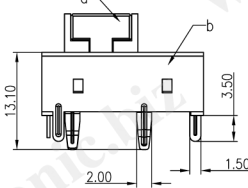
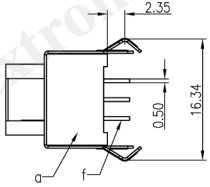
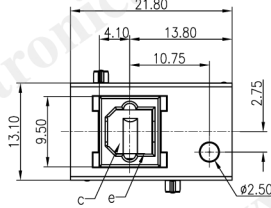
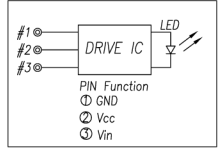
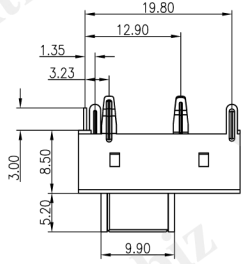


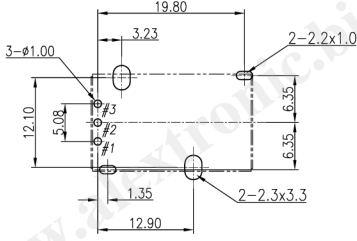
CATEGORY	DESCRIPTION	P/N #
CONNECTOR	Toslink Jack, 1*1 Port, V/A, T/H, With Shielding & Screw Hole	TL654V-11170-000T



REV.	ECN NO	DESCRIPTION	REVISED	DATE
R01		NEW RELEASE	XSY	2009.08.05

SPECIFICATION

1. Voltage Rating: $V_{cc}=0.5\sim 7V$, $V_{in}=-0.5\sim 7.5V$
2. Current Rating: 25mA
3. Insertion Force: 2.5Kgf Max.
4. Extraction Force: 0.5Kgf Min.
5. Life test: 1,500 cycles
6. Temperature Range: $-20^{\circ}C\sim 70^{\circ}C$
7. To conform with the "QC-03-045" & "RoHS DIRECTIVE"
8. Solder heat resistance: wave soldering $260^{\circ}C$ 5 seconds



RECOMMEND PCB LAYOUT
 (TOP VIEW)(TOLERANCE:±0.05)
 PCB THICKNESS:1.6mm

f	ODL	1			16Mbps
e	Spring	1	SUS		
d	Frame	1	PA66 UL94V-0	Black	
c	Gate	1	PA66 UL94V-2	Lime (#577C)	
b	Shell	1	BRASS T=0.3mm	CuSn Plating (80~120u")	
a	Housing	1	PBT UL94V-0	Black	
NO.	PART NAME	Q'TY	MATERIAL	PLATING & COLOR	REMARK

UNLESS OTHERWISE SPECIFIED TOLERANCES

DECIMALS: X :±0.5 X.X :±0.3 X.XX :±0.2

Product Drawing			ALEXTRONIC		
SCALE:1/1	UNIT: mm		DWG.NO:		
SIZE: A3	PAGE:1 OF 1	REV:R01	WI-061-551		
APPROVED BY	WYX	CHECKED BY	Pengjie	PREPARED BY	XSY
CUSTOMER COPY					